

Digital Cookie®

Cookie Entrepreneur Pins/Badges

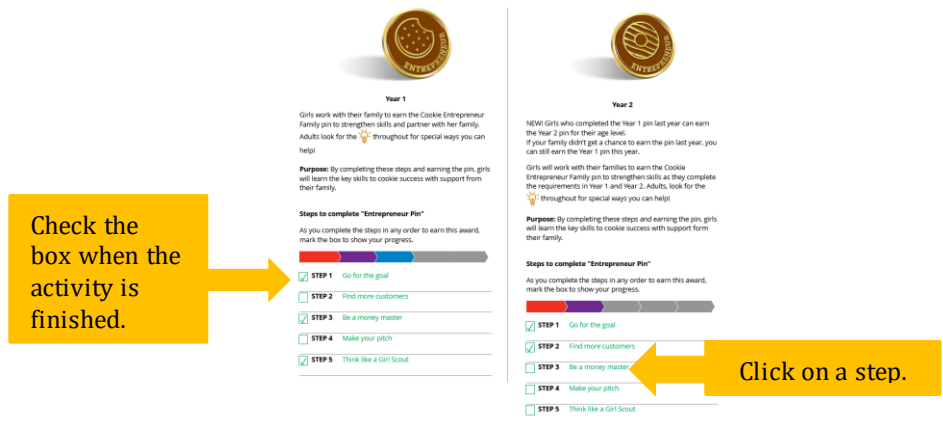
Step 1: While you are logged in to Digital Cookie, click the link for “Badges” to be taken to the Cookie Entrepreneur Family Pins and Cookie Business badges that your Girl Scout can view and complete.



Step 2: You’ll be taken to a page that displays the Cookie Entrepreneur Family Pins and the Cookie Business badges appropriate to your Girl Scout’s level.

For the badges, Girl Scouts can read an overview of the steps. For full details, she can check with the troop volunteer or purchase the online requirements using the shop link or from your local council store.

For the Cookie Entrepreneur Family Pins, Girl Scouts can click on the instructions for each step:

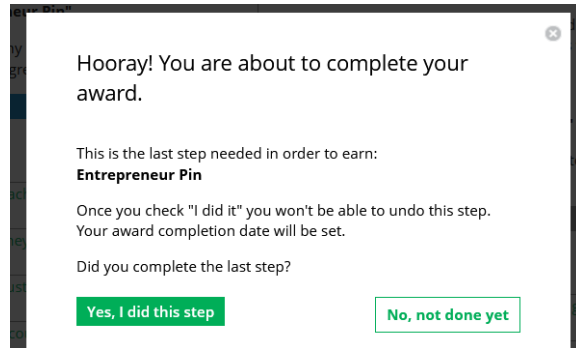


Step 3: The instructions for that step of the pin will pop up. She can click on the link to complete any activities in Digital Cookie, and once completed the Girl Scout will click the box next to each step.




Digital Cookie®

When the box for the last step in earning that pin is checked, a pop-up will appear asking to confirm the Girl Scout completed the last step. Once confirmed, she can't go back.



Step 4: Girl Scouts can mark the steps as completed even if they finished the badge earlier.

If she wants to do the steps again, she can—they are all great tools for her cookie sale. When she has completed all the steps, a star will appear at the end of her progress bar and she will get a message of congratulations!



My Cookie Customers

Part of your cookie business is meeting customers. Find out how to get new customers and keep them coming back!

Purpose: When I've earned this badge, I will know how to find new customers and talk to them about my cookie business.


Steps to complete "My Cookie Customers"

As you complete the steps in any order to earn this award, mark the box to show your progress.

- STEP 1 Learn about Girl Scout Cookies®
- STEP 2 Decide how to use your cookie money
- STEP 3 Find customers
- STEP 4 Handle money and make change
- STEP 5 Connect with customers

Get full badge requirements

Congratulations!
Great job! You've earned your My Cookie Customers Badge! Get the badge [here!](#)



Cookie Decision Maker

Being a decision maker is one of the ways you learn to think like an entrepreneur! To make a decision, you find out what your options are, learn about them, and work with your team to choose what to do. Then you make it happen!

Purpose: When I've earned this badge, I will know how to make decisions that help my cookie business succeed.


Steps to complete "Cookie Decision Maker"


As you complete the steps in any order to earn this award, mark the box to show your progress.

- STEP 1 Get to know your Girl Scout Cookie® business
- STEP 2 Decide on your giving goal
- STEP 3 Build your team
- STEP 4 Practice handling money and tracking sales
- STEP 5 Show your cookie spirit!

Get full badge requirements

Girl Scouts should let their leaders know when they complete the badge or pin.





Activity Completed-✓

Step 5: Once the Girl Scout has completed her badge or pin, it will display in color on her home page.

Learning

